

## DHL Group Retirement Plan

## DHL Diversified Growth fund



## FUND OBJECTIVE

To provide long-term capital growth in excess of UK price inflation. The fund aims to have less capital risk than a totally equity-based fund. 50% of the fund is allocated to equities (company shares), which have been chosen to reflect the approach that companies take to Environmental, Social and Governance (ESG) issues.

## RISK PROFILE

The value of an investment and income taken from it is not guaranteed and can go down as well as up, you may not get back the amount you originally invested.

The Fund invests in one or more Collective Investment Schemes ("CIS") to achieve its investment objective, including other CIS managed by LGIM as well as CIS which are managed by entities sitting outside the Legal & General Group plc. Information on the CIS(s) in which the Fund invests should be disclosed in your scheme documentation. However, the information provided may be a high level description and should not be relied upon as a full disclosure of the material risks or terms and conditions associated with investing in the underlying CIS. Please refer to your scheme administrator if you would like more detailed information on each of the underlying CIS held within this Fund.

## FUND FACTSHEET INFORMATION

This factsheet has been produced to provide you with fund information and is not designed to provide advice on the suitability of an investment for your personal financial situation. It should be read in conjunction with your pension scheme particulars. It is not an offer to buy or sell any investment or shares, if you have any questions regarding its contents, please speak to the Trustees or your Financial Advisor.

This fund is invested wholly or predominantly in units of such other funds identified by the Trustees of the pension scheme and maintained by Legal & General Investment Management. These funds may change from time to time. The Fund Objective and Benchmark have also been determined by the Trustees. This factsheet will be updated quarterly.

## FUND FACTS

Fund size <b>£990.9m</b>	Base currency <b>GBP</b>	Benchmark <b>Composite (see note)</b>
Launch date <b>Jul 2012</b>	Domicile <b>United Kingdom</b>	Underlying funds <b>See page 2</b>

## CHARGES

Annual management charge **0.295%**

Of this charge 0.17% related to the Administration Charge.

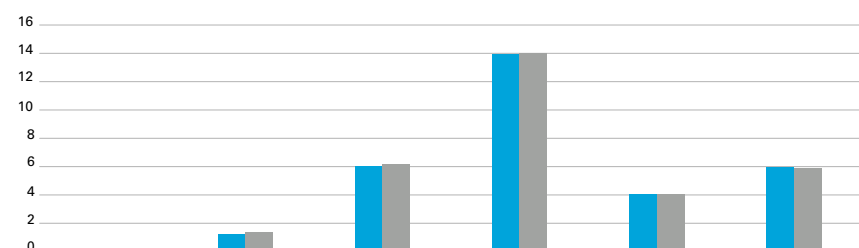
## Benchmark note

Weighted average of the benchmark indices of the underlying funds  
Long-term performance target: UK Consumer Price Inflation +4% per annum over an economic cycle.

During quarter 2 2024 there were changes to the underlying component funds, where the EUR Corp Pass 6A Fund GBP Hdg, USD Corp Pass 6A Fund GBP Hdg and

GBP Corp Bond 6A (Pass) Funds were replaced with the Future World EUR Corporate Bond Index GBP Hedged, Future World USD Corporate Bond Index GBP Hedged and Future World GBP Corp Bd Index Funds

## FUND PERFORMANCE (%)



	3 months	6 months	1 year	3 years	5 years
Fund	1.26	6.02	13.96	4.05	5.96
Benchmark	1.35	6.18	14.02	4.05	5.91
Relative	-0.09	-0.16	-0.06	+0.00	+0.05

## 12 MONTH PERFORMANCE TO MOST RECENT QUARTER (%)

12 months to 30 June	2024	2023	2022	2021	2020
Fund	13.96	4.48	-5.40	17.43	0.98
Benchmark	14.02	4.42	-5.39	17.57	0.59
Relative	-0.06	+0.06	-0.01	-0.14	+0.39

Performance data source: LGIM. All performance periods over a year will be annualised. Returns are calculated on the basis of daily midday mid-market prices. Fund performance is shown net, which is after the deduction of the management fees applicable to your scheme. Please refer to your scheme literature, or to your scheme administrator for the fee rate that applies to your scheme.

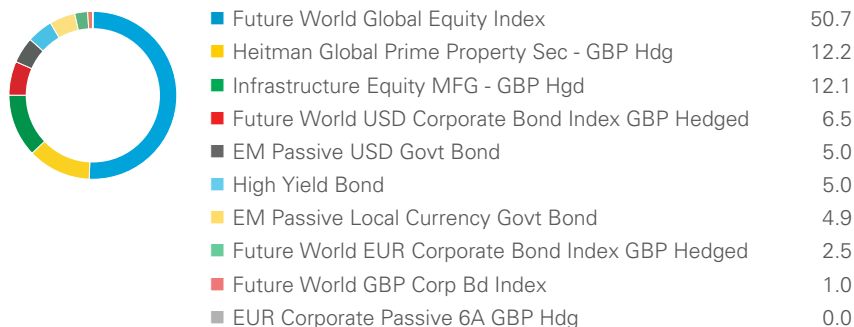
**Past performance is not a guide to the future. The value of an investment is not guaranteed and can go down as well as up. Exchange rate variations can cause the value of overseas investments to increase or decrease. You may not get back the amount you originally invested. For overseas markets the figures are sterling adjusted and net of any withholding tax.**



## ALLOCATION

All data source LGIM unless otherwise stated. Totals may not sum due to rounding.


### CAPITAL ALLOCATION (%)



### EMERGING MARKET PASSIVE LOCAL CURRENCY GOVERNMENT BOND FUND

Fund code: XPAB

#### RATING (%)



#### TOP 10 HOLDINGS (%)

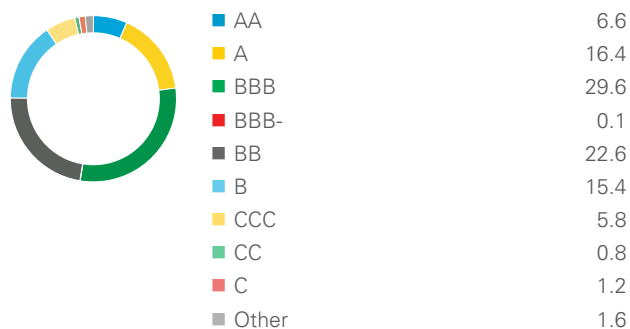
Brazil Letras do Tes 0% 01 Jul 26	1.6
Brazil Letras do Tes 0% 01 Jan 26	1.3
South Africa Govt Bd 10.5% 21 Dec 26	1.2
Brazil Notas Do Tes F 10% 01 Jan 29	1.2
Brazil Notas do Tes F 10% 01 Jan 27	1.2
South Africa Govt Bd 8.75% 28 Feb 48	1.1
South Africa Govt Bd 8% 31 Jan 30	1.1
Mexican Bonos 5.75% 05 Mar 26	1.0
SA Govt Bd 8.25% 31 Mar 32	1.0
SA Govt Bd 8.875% 28 Feb 35	1.0

For further information, click [here](#).

### EMERGING MARKET PASSIVE US CURRENCY GOVERNMENT BOND FUND

Fund code: XPAD

#### RATING (%)



#### TOP 10 HOLDINGS (%)


Kuwait Govt Intl Bd3.5% 20 Mar 27	0.6
Argentine Govt Intl Bd 0.75% 09 Jul 30	0.6
Argentine Govt Intl Bd 3.625% 09Jul35	0.6
Ecuador Govt Intl Bd 3.5% 31 Jul 35	0.5
Uruguay Govt Intl Bd 5.1% 18 Jun 50	0.5
Poland Gov. Int. Bond 5.5% 18 Mar 54	0.5
Qatar Govt Intl Bd4.817% 14 Mar 49	0.4
Qatar Govt Intl Bd5.103% 23 Apr 48	0.4
Poland Govt Bond 4.875% 04 Oct 33	0.4
Poland Gov. Int. Bond 5.125% 18 Sep 34	0.4

For further information, click [here](#).

### EUR CORPORATE BOND AAA-AA-A FUND (PASSIVE)

Fund code: VA

#### RATING (%)



#### TOP 10 HOLDINGS (%)

Anheuser-Busch Inbev 3.7% 02 Apr 40	0.5
Anheuser-Busch Inbev 2.75% 17 Mar 36	0.5
JPMorgan Chase & Co 4.457% 13 Nov 31	0.5
Morgan Stanley 3.955% 21 Mar 35	0.5
Banco Santander 4.875% 18 Oct 31	0.4
Morgan Stanley 0.497% 07 Feb 31	0.4
Credit Agricole 3.875% 28 Nov 34	0.4
Robert Bosch Gmbh 4.375% 02 Jun 43	0.4
JPMorgan Chase & Co 3.761% 21 Mar 34	0.4
Mercedes-Benz Group 1.5% 03 Jul 29	0.4

For further information, click [here](#).

**FUTURE WORLD EUR CORPORATE BOND INDEX FUND**

**Fund code: C FAG**

**RATING (%)**



**TOP 10 HOLDINGS (%)**


Ing Groep 0.125% 29 Nov 25	0.3
DE Bundesanleihe 0.5% 15 Feb 25	0.3
Intesa Sanpaolo 0.75% 04 Dec 24	0.2
SAP 1.625% 10 Mar 31	0.2
RELX Finance 1.5% 13 May 27	0.2
ING Groep 1.625% 26 Sep 29	0.2
Mercedes-Benz Int Fin 2.625% 07 Apr 25	0.2
Banco Santander 0.5% 04 Feb 27	0.2
Mitsubishi UFJ FG 3.273% 19 Sep 25	0.2
BAT NL Finance 2.375% 07 Oct 24	0.2

For further information, click [here](#).

**FUTURE WORLD GBP CORPORATE BOND INDEX FUND**

**Fund code: CCAT**

**RATING (%)**



**TOP 10 HOLDINGS (%)**


Morgan Stanley 5.789% 18 Nov 33	0.6
Enel Finance Intl 5.75% 14 Sep 40	0.5
At&T 7% 30 Apr 40	0.5
ING Groep 1.125% 07 Dec 28	0.4
Zurich Financial Services AG	0.4
Lloyds Banking Group 2.707% 03 Dec 35	0.4
At&T 4.875% 01 Jun 44	0.4
Intesa Sanpaolo 6.5% 14 Mar 29	0.4
Engie 5% 01 Oct 60	0.4
Nationwide 6.178% 07 Dec 27	0.4

For further information, click [here](#).

**FUTURE WORLD GLOBAL EQUITY INDEX FUND**

**Fund code: GPGE**

**SECTOR (%)**



**TOP 10 HOLDINGS (%)**


Microsoft	5.3
Nvidia	5.3
Apple	4.7
Amazon.com	1.7
Meta Platforms A	1.4
Broadcom	1.4
Eli Lilly & Co	1.1
Alphabet A	1.1
Taiwan Semiconductor Manufacturing Co	1.1
JPMorgan Chase & Co	1.0

For further information, click [here](#).

**FUTURE WORLD USD CORPORATE BOND INDEX FUND**

**Fund code: CFAE**

**RATING (%)**



**TOP 10 HOLDINGS (%)**

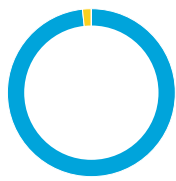
TMobile Usa 3.875% 15 Apr 30	0.2
Cvs Health 5.05% 25 Mar 48	0.2
Citigroup 1.462% 09 Jun 27	0.2
At&T 3.5% 15 Sep 53	0.1
CVS Health 5.125% 20 Jul 45	0.1
Microsoft 2.921% 17 Mar 52	0.1
CVS Health 4.3% 25 Mar 28	0.1
Goldman Sachs Group 6.75% 01 Oct 37	0.1
Broadcom 4.926% 15 May 37	0.1
GlaxoSmithKline 6.375% 15 May 38	0.1

For further information, click [here](#).

## HEITMAN GLOBAL PRIME PROPERTY SECURITIES FUND

Fund code: APAY

## SECTOR (%)



Real Estate	98.3
Technology	1.7
Other	0.0

## TOP 10 HOLDINGS (%)

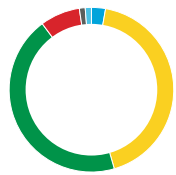
Goodman Group	1.9
Nextdc	1.7
Unibail-Rodamco-Westfield	1.7
Essex Property Trust	1.6
British Land Co	1.6
Simon Property Group	1.6
Merlin Properties Socimi	1.6
Avalonbay Communities	1.6
Acadia Realty Trust	1.6
Equity Residential	1.5

For further information, click [here](#).

## HIGHYIELD BOND FUND

Fund code: KT

## RATING (%)



BBB and above	2.8
BB	42.8
B	44.3
Below B	7.8
NR	1.2
Cash	1.2

## TOP 10 ISSUERS (%)

Petroleos Mexicanos	2.1
Viasat	1.3
Community Health Systems	1.3
ARD Holdings	1.2
INEOS	1.2
Iliad HoldingSU	1.1
Brookfield	1.0
Carnival	0.9
Boparan Holdco	0.9
Medical Properties Trust	0.9

For further information, click [here](#).

## INFRASTRUCTURE EQUITY MFG FUND

Fund code: APAE

## SECTOR (%)



Utilities	59.5
Industrials	22.2
Energy	10.6
Real Estate	4.8
Telecommunications	2.9

## TOP 10 HOLDINGS (%)

Enbridge	3.1
Ferrovial	3.1
Aena Sme	3.1
Fortis Inc/Canada	3.0
Transurban Group	3.0
TC Energy	3.0
National Grid	3.0
Cellnex Telecom	2.9
Vinci	2.9
Terna- Rete Elettrica Nazionale	2.4

For further information, click [here](#).

## Important information

Copyright © 2024 Legal & General. This document is subject to copyright. Any unauthorised use is strictly prohibited. All rights are reserved.

The views expressed in this fact sheet are those of Legal & General Investment Management who may or may not have acted upon them. This document should not be taken as an invitation to deal in Legal & General investments or any of the stated stock markets.

Legal & General Assurance (Pensions Management) Limited ("PMC") is a life insurance company and manages this investment using a policy notionally divided into a number of PF sections ("the funds"). Legal & General Investment Management Limited provides investment and marketing services to PMC. Legal & General Assurance (Pensions Management) Limited is authorised by the Prudential Regulation Authority and regulated by the Financial Conduct Authority and the Prudential Regulation Authority. Registered in England and Wales No. 01006112. Registered Office: One Coleman Street, London, EC2R 5AA. Legal & General Investment Management Limited is authorised and regulated by the Financial Conduct Authority. Registered in England and Wales No. 00119272. Registered Office: One Coleman Street, London, EC2R 5AA.

Internal Code: 35507/034